



BLC SERIES

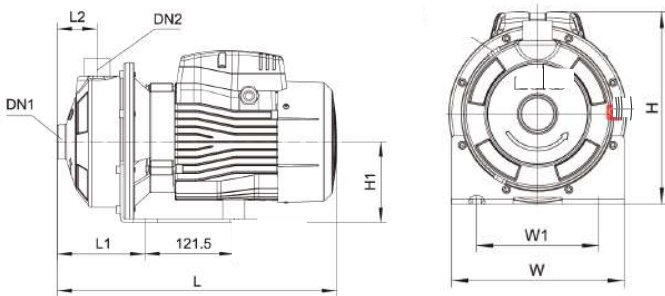
BIANCO CLOSE COUPLED STAINLESS STEEL MOTOR PUMP UNITS

Suitable for water circulation, car washing, tank emptying, gardening, fountains, irrigation and vat washing.

FEATURES:

- Quiet and reliable operation
- High Performance
- Water temperature up to 85°C
- Constructed from AISI 304 Stainless Steel, corrosion resistant
- Single-phase pumps come with a 2-meter cable H07 GI.0

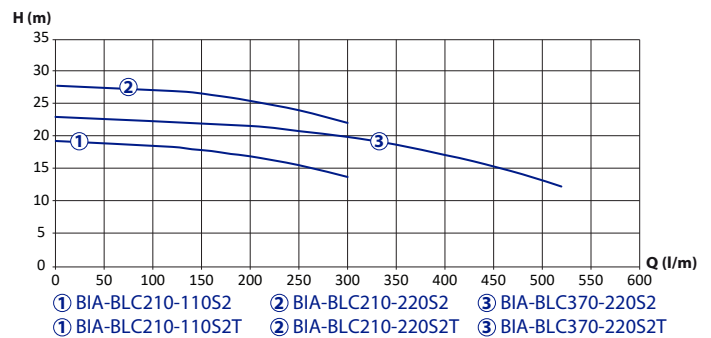
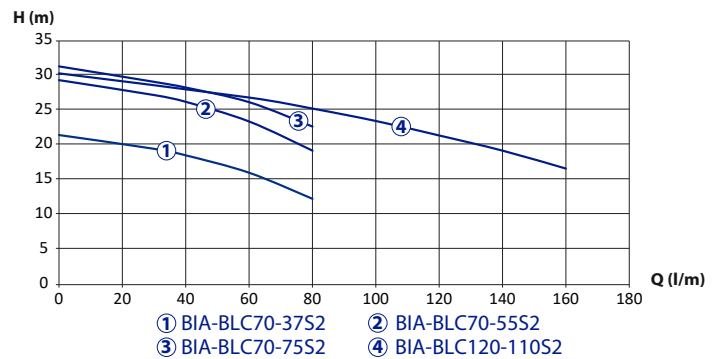
DIMENSIONS:



Model	DN1 (BSPF)	DN2 (BSPF)	L (mm)	W (mm)	H (mm)	L1 (mm)	L2 (mm)	W1 (mm)	H1 (mm)
BIA-BLC70-37S2	1-1/4"	1"	332	210	224	119	55	149	110
BIA-BLC70-55S2			381		234				
BIA-BLC70-75S2			332		224				
BIA-BLC120-110S2	1-1/2"	1-1/4"	381	210	234	129	55	149	110
BIA-BLC120-110S2T			392		234				
BIA-BLC210-110S2	2"	1-1/4"	440	210	250	129	55	149	110
BIA-BLC210-110S2T			392		234				
BIA-BLC210-220S2			440		250				
BIA-BLC210-220S2T	2"	1-1/4"	440	210	250	129	55	149	110
BIA-BLC370-220S2									
BIA-BLC370-220S2T	2"	1-1/4"	440	210	250	129	55	149	110
BIA-BLC370-220S2T									



FLOW:



Part Number	Item Code	kW	Hp	Volts	Head	Flow	Inlet	Outlet
BIA-BLC70-37S2	808700	0.37	0.5	240	20.9	80	1 1/4" BSPF in	1" BSPF out
BIA-BLC70-55S2	802812	0.55	0.75		29.5			
BIA-BLC70-75S2	808403	0.75	1.0		30.4			
BIA-BLC120-110S2	802813	1.1	1.5	415	30.2	160	1 1/4" BSPF in	1 1/4" BSPF out
BIA-BLC210-110S2	808404				19.7			
BIA-BLC210-110S2T	808405	2.2	3.0	240	27.5	300	1 1/2" BSPF in	1 1/4" BSPF out
BIA-BLC210-220S2	808406							
BIA-BLC210-220S2T	802814							
BIA-BLC370-220S2	808407							
BIA-BLC370-220S2T	808437	2.2	3.0	415	23.1	520	2" BSPF in	
BIA-BLC370-220S2T	808437							